



















Municipal Pumping Solutions

WE ARE SOLUTIONS DRIVEN

The GPM team has been solving municipal pumping challenges for decades. With a lineup of the world's toughest pump brands backed by our expert Service and Repair team, GPM delivers the reliability and uptime required to keep municipal facilities operating at the ideal capacity.

PROUDLY OFFERING:

BRAND	PRODUCT	APPLICATION(S)
	 <p>GORMAN-RUPP Self-Priming Pumps</p>	Ideally suited for a variety of applications, including solids-laden liquids and slurries
	 <p>GORMAN-RUPP Booster Station Packages</p>	Customizable above-ground pressure booster stations for boosting low line pressure and pressurizing grids, water tower filling applications and gray water reuse.
	 <p>SIMFLO Vertical Turbine Pumps</p>	Raw water intake, high service vertical turbine, mixed/axial flow.
	 <p>SIMFLO Submersible Turbine Pumps</p>	Pumps designed and constructed for reliable, trouble-free operation in well water applications
	 <p>Tsurumi AVANT</p>	Premium efficiency explosion-proof pumps designed for hazardous locations and submersible lift stations.
	 <p>Tsurumi Submersible Aerators</p>	Ideal for both very high oxygen transfer and excellent mixing.

		EBARA DKE	Premium efficiency explosion-proof pumps for lift stations, municipal and industrial wastewater, sewage, packaged pump systems, storm water and flood control.
		EBARA EVMU	Municipal, pressure/water boosting, boiler feed, HVAC, hot/cold water circulation, fire fighting, filtration, reverse osmosis and washing systems.
		GPM-Eliminator™	Lime Softening, Lime Sludge, Dewatering, Wastewater, Heavy Slurries.
		ROOTS Positive Displacement Blowers	Vacuum filtration, backwash systems, aeration process, aerobic activated sludge and more.
		CURFLO ANSI Pumps, Gear Pumps, and Blender Pumps	High-performance solutions for a variety of applications, including water, wastewater and municipalities.

Control Costs + Prioritize Uptime

Uptime is everything, and GPM's expert Service and Repair team is here to help keep your operation running. We're factory-trained, safety-focused and available for planned outages, unexpected failures and everything in between, with a full range of services to keep your pumps in great shape.

PUMP REPAIR | FIELD SERVICE | PUMP TESTING | VIBRATION ANALYSIS | ALIGNMENT

CONTACT GPM TODAY FOR ADDITIONAL INFORMATION

Blake Kolquist
 GPM Municipal Sales Representative
 218-383-3853
bkolquist@gpmco.com



4432 Venture Avenue
 Duluth, Minnesota 55811
 218-722-9904
www.gpmco.com

